JETBOIL

TRAILCOOK 1.2L + 2.0L

⚠WARNING: For reference only. Do not use product without first reading included Instruction Manual.

jetboil.com

1 2

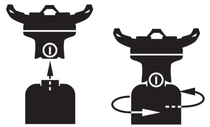

CONNECT AND SECURE FUEL CAN

3

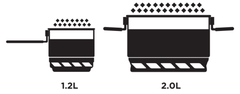

ADD WATER OR CONTENTS TO POT

4



OPEN VALVE FULLY AND IGNITE

rotate to "4" and click is heard

5

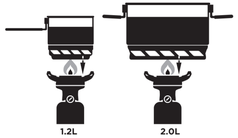

PLACE POT ON BURNER

6



LOWER FLAME AS NEEDED

7

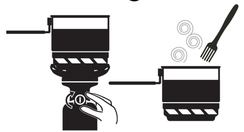

TURN OFF FLAME. REMOVE POT. ENJOY!

POURING
TRAILCOOK 1.2L



TO POUR, PRESS DOWN AND HOLD LID TAB.

SCAN FOR PRODUCT WALKTHROUGH

JETBOIL

Fuel Something Greater.

To the epic adventures in the world and those who pursue them, we salute us!

If you are not satisfied with this Jetboil product, contact Customer Service at jetboil.com or call 1-800-572-8822.

V0